



















































pince	Numéro	piquet / boitier	description poste	47	piquet + boitier	dépression bord SO	
Postes ESO plan d'eau st yrieix							
	31	boitier	dos poubelle	48	piquet + boitier	dépression bord sud	
	32	boitier	dos banc	49	piquet + boitier	angle NE clairiere	
	33	piquet + boitier	angle bois	50	piquet + boitier	butte coté Nord est	
	34	piquet + boitier	coude talus NE	51	piquet + boitier	dépression bord sud	
	35	boitier	extrémité cloture	52	boitier	dos banc	
	36	piquet + boitier	arbre coté Sud est	53	boitier	part hydraulique	
	37	piquet + boitier	bord nord depression	54	boitier	borne coté Ouest	
	38	piquet + boitier	arbre coté Est	55	piquet + boitier	Part hydraulique coté O	
	39	piquet + boitier	dépression bord O	56	boitier	dos banc	
	40	piquet + boitier	angle int haie	57	piquet + boitier	angle végétation	
	41	piquet + boitier	extrémité fossé	58	boitier	abris poteau NE	
	42	boitier	dos banc	59	piquet + boitier	souche	
	43	piquet + boitier	coude ruisseau	60	boitier	estrémité cloture	
	44	piquet + boitier	extrémité fossé	61	boitier	angle cloture	
	45	boitier	abris coté Nord est	62	boitier	dos banc	
	46	boitier	petit bat coté Est	63	piquet + boitier	inter fossé sentier	

	64	piquet + boitier	mare bord Nord est
	65	piquet + boitier	ped talus angle NO
	66	piquet + boitier	coude fossé
	67	piquet + boitier	extrémité fossé
	68	piquet + boitier	angle végétation
	69	piquet + boitier	jonction sentiers
	70	piquet + boitier	arbre coté Nord
	71	piquet + boitier	passerelle Coté SO
	72	piquet + boitier	entre 2 arbres
	73	boitier	dos banc
	74	piquet + boitier	inter fossé lim végét
	75	piquet + boitier	jonction sentiers
	76	piquet + boitier	angle végétation
	77	piquet + boitier	rocher coté nord
	78	piquet + boitier	angle talus
	79	piquet + boitier	souche
	80	piquet + boitier	Angle Nord est mare